

HOLMDEL TOWNSHIP PUBLIC SCHOOLS

2023/2024 BUDGET





PRESENTATION OBJECTIVES

- To explain the significance of the budget, and the steps which will follow its submission to the county/state education office
- To share the highlights of items which will be funded by this budget as well as budgetary goals and challenges
- To share projected revenues, expenses, and tax implications



MISSION STATEMENT

The mission of the Holmdel Township Public School District is to provide a comprehensive and caring educational environment that will develop the potential of every student into achievement.

In partnership with our community, the School District will support all of our students' efforts to meet and exceed the New Jersey Student Learning Standards, and to become responsible and resourceful citizens and lifelong learners.

As a school community, we are driven to inspire our students to excel



academically,

artistically,



athletically,

socially and
emotionally.



CONTINUED EXCELLENCE...

RANKED



SCHOOL DISTRICT IN
MONMOUTH COUNTY
ACCORDING TO NICHE

RANKED
92%ILE



OF ALL PUBLIC HIGH
SCHOOLS IN THE UNITED
STATES

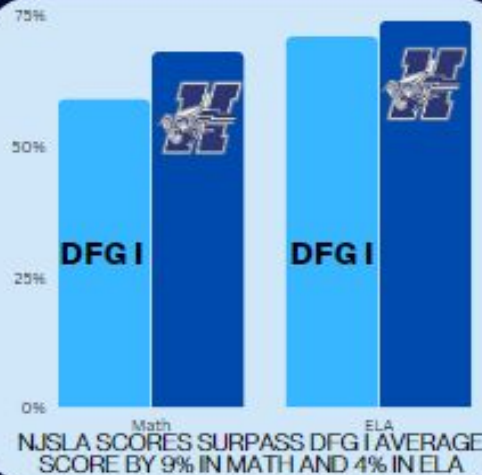
*UP 6 SPOTS IN NJ RANKINGS

RANKED

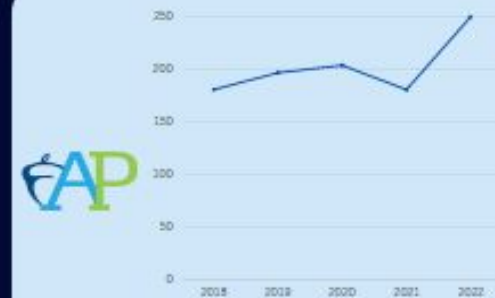
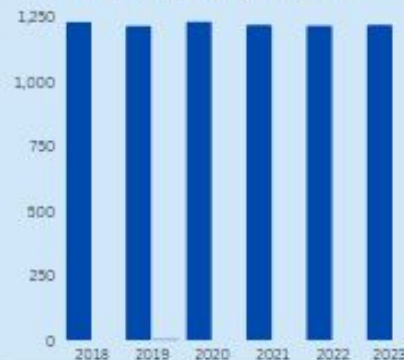
16/243

BEST SCHOOL
DISTRICTS IN NJ,
ACCORDING TO NICHE

*UP 2 SPOTS SINCE
2022



SAT SCORES CONSISTENTLY
ABOVE **1220**; 140 POINTS **HIGHER**
THAN NJ AVERAGE.



78%
AP STUDENTS WITH SCORES 3+
AND 27 AP OFFERINGS

Despite the setback of the pandemic, our Advanced Placement, AP, and SAT results are trending upwards.
Our students are accepted into top-tier colleges and universities.

LEADS TO POST-SECONDARY SUCCESS

WE ARE COLLEGE READY!

85%
FINISH 4-YEAR
COLLEGE
WITHIN 5 YEARS;

COMPARED TO
NATIONAL
AVERAGE OF 30%



ACCEPTANCES

CLASS OF 2022

CORNELL UNIVERSITY
DUKE UNIVERSITY
JOHNS HOPKINS UNIVERSITY
GEORGIA INSTITUTE OF TECHNOLOGY
UNIVERSITY OF NOTRE DAME
UNIVERSITY OF PENNSYLVANIA
STANFORD UNIVERSITY
VILLANOVA UNIVERSITY
US MILITARY ACADEMY WEST POINT

CLASS OF 2021

BOSTON COLLEGE
BOSTON UNIVERSITY
BROWN UNIVERSITY
COLUMBIA UNIVERSITY
CORNELL UNIVERSITY
DARTMOUTH COLLEGE
GEORGIA INSTITUTE OF TECHNOLOGY
HARVARD UNIVERSITY
UNIVERSITY OF NOTRE DAME
UNIVERSITY OF PENNSYLVANIA
UNIV. OF CALIFORNIA, LOS ANGELES
UNIVERSITY OF SOUTHERN CALIFORNIA

TO ESTEEMED INSTITUTIONS!

"I HAD SOME FANTASTIC TEACHERS, PARTICULARLY IN SCIENCE, THAT PROMOTED MY CURIOSITY AND INSPIRED ME TO PURSUE A CAREER IN ENGINEERING."

"THERE ARE SO MANY TEACHERS THAT PUSHED US & TOOK THE TIME TO UNDERSTAND EACH PERSON'S LEARNING STYLE."

"I BELIEVE THE RIGOR OF INSTRUCTION IN HOLMDEL HAS PREPARED ME WELL FOR COLLEGE."


Retaining Holmdel Students

- There are currently 127 Holmdel Students grades 9-12 attending Vocational Schools.
- This is a cost of \$1 million including tuition and transportation.
- Last year, approximately 80 8th grade students applied to Vo-Techs with 35 gaining admissions.
- This year, there were 28 applications, decreasing by 52 applications.



Tax Levy: Historical Perspective

2017-18	1.89%
2018-19	2.10%*
2019-20	2.96%**
2020-21	1.80%
2021-22	-0.42%
2022-23	-0.29%



*18/19 - Increase in Total Tax Levy due to Debt Service increasing as a result of the \$40mil referendum that was passed.

**19/20 - Increase in Total Tax Levy due to the implementation of Full Day Kindergarten.



2023/2024 BUDGET GOALS

- Ensure that our schools are secure, well run and well maintained
- Attract more students to remain in Holmdel for their high school education
- Maintain and accelerate HPS' upward ranking trajectory
- Support opportunities for students' intellectual, social-emotional growth and well-being
- Use funding efficiently to maximize the community's investment & achieve district goals
- Meet the need for staffing, supplies and materials to expanding focus on 21st century teaching and learning in order to meet and exceed the NJ Student Learning Standards

2023/2024 BUDGET CHALLENGES

- Managing significant increases in transportation costs for the 23/24 school year of \$1.7 million.
- Managing a 15.1% increase in health benefits costs for the 23/24 school year of \$1 million dollars.
- Meeting existing and new state and federal mandates
- Protecting and growing our future ready infrastructure



2023/2024 BUDGET HIGHLIGHTS

- Support and expand curricular and co-curricular programs
- Maintaining optimal class size
- New mathematics program adoption in grades 4-6; new literacy program in grades 3-5; new science program in grades 6-8.
- Adding human resources to support student mental and social emotional health
- Ensuring access to technology for all students
- Augmenting instructional inclusion services for special needs students



PROPOSED INVESTMENTS

- Teacher Evaluation platform (Frontline)
- Complimentary Testing Reimbursement
- Courtesy Bussing for 750+ Students
- HIBSTER Anti-Bullying Program
- Student threat and safety monitoring software
- Positive Behavioral Support Program
- Security Upgrades (Audit Recommendations)
- Instructional Space Renovation & Repurposing (Village)
- SLEO III and School Resource Police Officers



STAFFING INVESTMENTS

- Kindergarten Teacher (Village)
- Guidance Counselor (Village & Indian Hill)
- Licensed Clinician (Village & Indian Hill)
- Licensed Clinician (Satz & High School)
- Special Education Teacher (Satz)
- Math Teacher (High School)




SCHEDULE B INVESTMENTS

- Athletic Assistant
- Assistant Fencing Coach
- Assistant Field Hockey Coach
- Robotics/Engineering Club Advisor (Grades 2/3)
- Robotics/Engineering Club Advisor (Grade 4)
- Robotics/Engineering Club Advisor (Grades 5/6)



ACADEMIC INVESTMENTS

- New math program in grades 4-6; new literacy program in grades 3-5 (Into Reading and Into Math)
- New science program in grades 6-8 (Open Sci-Ed)
- Continued expansion of K-2 Foundational literacy program
- Instructional technology/platforms to promote success in Advanced Placement courses
- Additional reinforcement for students enrolled in Math 8 and HS Algebra I.





EFFICIENCIES

- Flat departmental and school based budgets
- Backfilling 9 retirements with existing staff
- Ongoing Energy Conservation Program-Maintains flat costs
- Utilizing \$1 Million in Maintenance reserve to fund operating budget

2023/2024 TAX LEVY IMPACT

Budget Category	School Year 2023/2024	School Year 2022/2023	Dollar Change	Percent Change
Local Property Taxes – General	\$59,041,186	\$56,368,485	\$2,672,701	4.74%
Local Property Taxes – Debt Service	\$2,474,537	\$2,850,578	(\$376,041)	(13.19%)
Total Local Property Taxes	\$61,515,723	\$59,219,063	\$2,296,660	3.88%

Increase represents an estimated total tax rate of \$1.1036

Total tax levy increase equates to an estimated annual tax increase of \$474.14/year or \$39.51/month on the average residential assessed value of \$906,602

BREAKDOWN OF BUDGET EXPENDITURES

Budget Category	School Year 2023/2024	School Year 2022/2023	Dollar Change	Percent Change
Instruction (Regular Programs, Special Education, Basic Skills, Bilingual Ed, School Sponsored Co/Extra Curricular Activities and Athletics)	\$28,362,217	\$28,029,531	\$332,686	1.19%
Student Support Services (Health Services, Speech, OT/PT Related Services, CST, Guidance, Media/Library Services, Staff PD)	\$8,417,767	\$8,123,446	\$294,321	3.62%
Tuition-Out of District (General, Special Education, County Vocational Schools)	\$1,318,596	\$1,523,736	(\$205,140)	(13.46%)
School & Central Administration	\$3,629,628	\$3,543,270	\$86,358	2.44%
Operation & Maintenance of Plant Services (Custodial/Maintenance/Grounds Services, Security Services, Lunch/Playground Aides, Bus Monitors)	\$6,922,875	\$6,705,102	\$217,773	3.25%
Student Transportation Services	\$5,044,498	\$3,372,084	\$1,672,414	49.60%
Personal Services-Employee Benefits (Health, FICA, PERS Pension, Workers Compensation, Tuition Reimbursement)	\$12,666,288	\$11,491,041	\$1,175,247	10.23%
Total General Fund Current Expense	\$66,361,869	\$62,788,210	\$3,573,659	5.69%

BREAKDOWN OF BUDGET EXPENDITURES (CONTINUED)

Budget Category	School Year 2023/2024	School Year 2022/2023	Dollar Change	Percent Change
Total General Fund Current Expense	\$66,361,869	\$62,788,210	\$3,573,659	5.69%
Total Capital Outlay-Equipment, Facility Acquisition & Construction Services (Equipment, MCIA Lease, SDA Debt Service)	\$428,656	\$578,119	(\$149,463)	(25.85%)
General Fund Grand Total	\$66,790,525	\$63,366,329	\$3,424,196	5.40%

BREAKDOWN OF BUDGET REVENUES

Budget Category	School Year 2023/2024	School Year 2022/2023	Dollar Change	Percent Change
Local Property Taxes-General	\$59,041,186	\$56,368,485	\$2,672,701	4.74%
State Aid-DOE	\$4,725,189	\$4,103,461	\$621,728	15.15%
State Aid-Extraordinary Aid	\$269,058	\$269,058	\$0	0%
Federal Aid-SEMI	\$30,092	\$25,325	\$4,767	18.82%
Fund Balance	\$1,150,000	\$2,150,000	(\$1,000,000)	(46.51%)
Maintenance Reserve	\$1,000,000	\$0	\$1,000,000	100%
Other Revenue	\$575,000	\$450,000	\$125,000	27.78%
Total General Fund	\$66,790,525	\$63,366,329	\$3,424,196	5.40%

HOLMDEL TOWNSHIP PUBLIC SCHOOLS

For additional information regarding the 2023/2024 budget or other district matters, please visit the district website at:
www.holmdelschools.org

Dr. J. Scott Cascone
Superintendent of Schools
scascone@holmdelschools.org
(732) 946-1800 x 6017

Mr. Michael R. Petrizzo, CPA
Business Administrator/Board Secretary
mpetrizzo@holmdelschools.org
(732) 946-1800 x 6018

Mr. Arthur Howard
Assistant Superintendent of
Academics and Operations
ahoward@holmdelschools.org
(732) 946-1800 x 6023

Mrs. Jessica L. DeWysockie
Assistant Business Administrator/
Assistant Board Secretary
jdewysockie@holmdelschools.org
(732) 946-1800 x 6018

Thank you!



The question is not whether we
can afford to invest in every child;
it is whether we can afford not to.

Marian Wright Edelman

quotesanay



#WeAreHolmdel

#HolmdelProud